



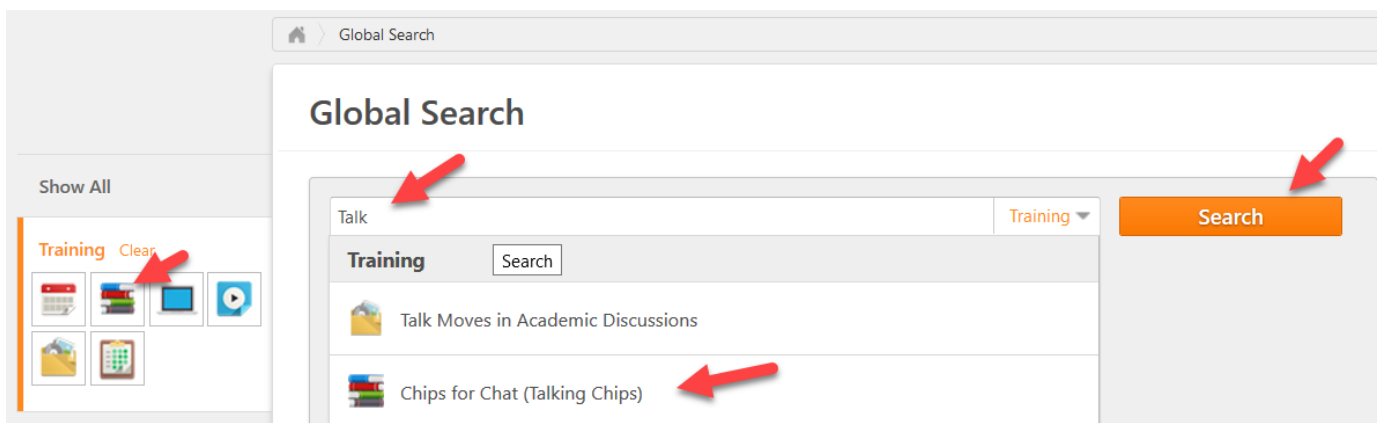
How to Search for and Enroll in Training/PD

Searching for Training/PD

1. From the Home screen, hover over the **Learning** menu and select **Search LAUSD Catalog** or click the **Search** tile.



2. In the **Search** box enter a title or key word and click **Search**. You can also narrow your search by clicking on the icons on the left, to filter by types of training content (e.g., Curriculum).



Enrolling in PD/Training:

3. Once you have found the PD/Training you want, click on the training's title for the Training Details. You can click **Open Curriculum** to request it to your **Transcript** and start the training.

CURRICULUM

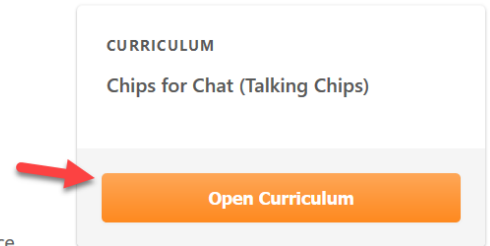
Chips for Chat (Talking Chips)

Last Updated 05/05/2016

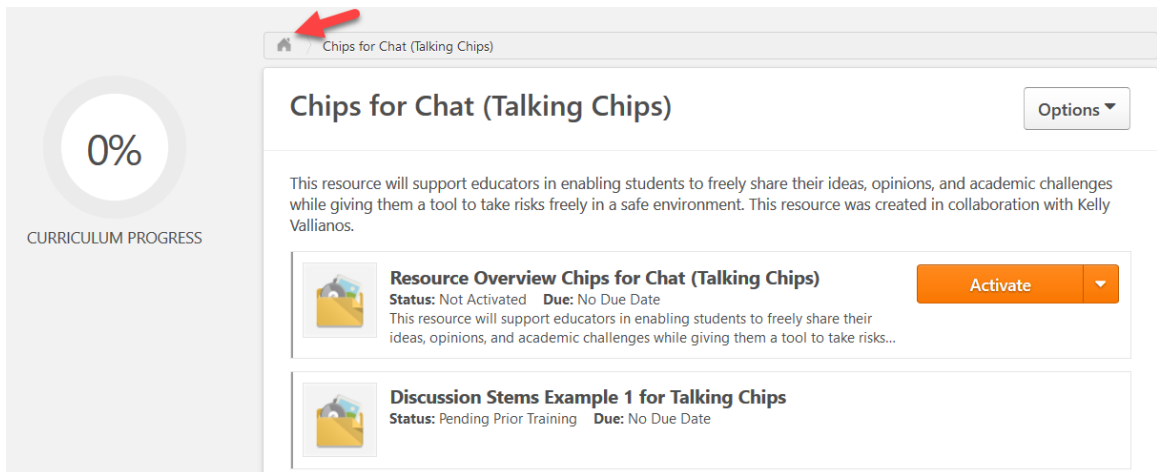
Details

This resource will support educators in enabling students to freely share their ideas, opinions, and academic challenges while giving them a tool to take risks freely in a safe environment. This resource was created in collaboration with Kelly Vallianos.

[Show More](#)



4. If not ready to click **Activate** to start the training at this time, click the Home icon to return to the MyPLN home screen.



5. Hover over the Learning menu and click **View Your Transcript** to see information about your enrolled trainings. You can also launch content like curriculum, videos, materials, etc.

